




Step1: assemble Part 1 and part 2 and part 3



Step2 assemble Part 4 and part 5



Step 3 Assemble front/rear castor and part 6



Step 4 Assemble part 7

